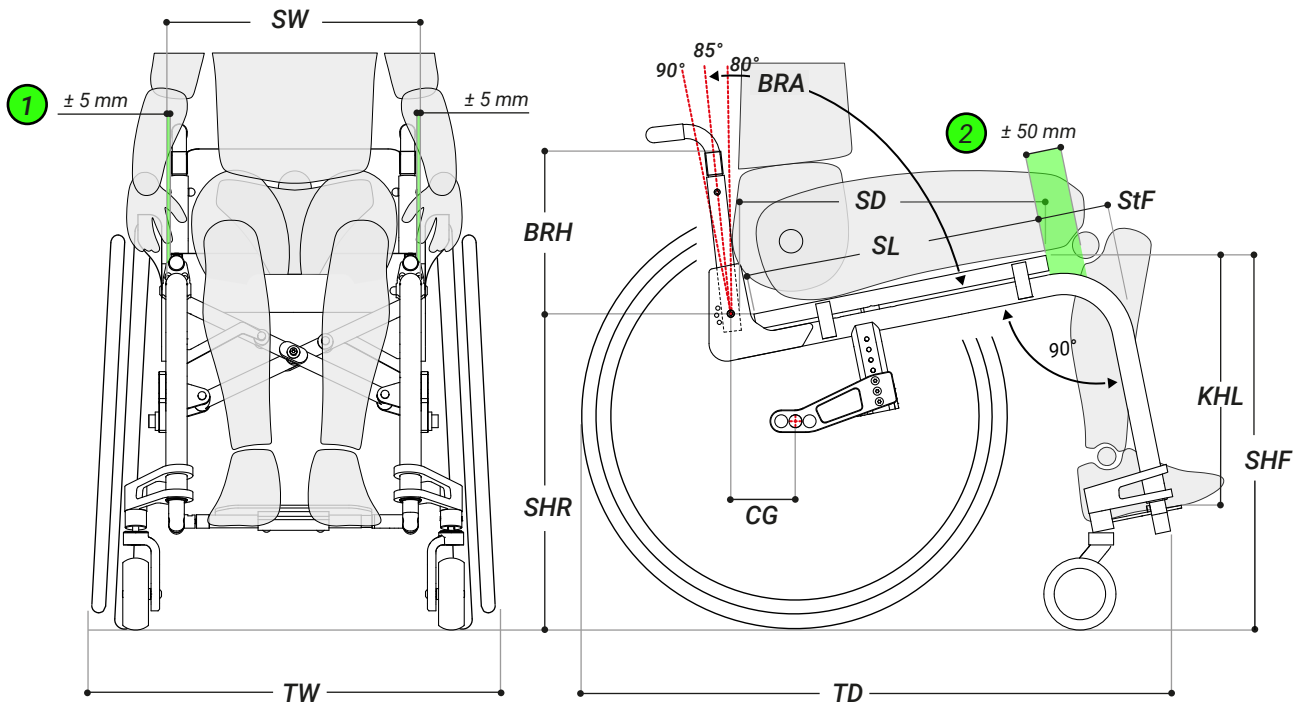


ALIXA

TECHNICAL SCHEME



The technical scheme do not consider the dimensions of any postural and anti decubitus cushions.

SW: Considered external tube to external tube of the frame. The dimension between the internal faces of the side guards is + 10 mm than the SW

SD: Considered the depth of the seat. It considers the dimension from the end of the seat to the back tube.

SL: Considered the length of the seat pan. $SL = SD - 20\text{mm}$

CG: Considered from the backrest foam to the axle of the rear wheels.

SHF e SHR: The height of the front and rear seat can be adjusted by 15 mm after sales by authorised staff, following the manufacturer's instructions.

BRH: Considered from the seat to the top of the backrest.

For a right sizing of the wheelchair is recommended:

① SW | Seat Width _ A space of ± 5 mm between the user basin and the side guards.

② SD | Seat Depth _ A space of ± 50 mm between the user's popliteal fossa and the rigid carbon seat.



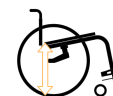
SW: 340 – 460 mm
in increment
of 20 mm



SD: 380 – 480 mm
in increment
of 20 mm



BRH: 270 – 405 mm
in increment
of 15 mm



SHR: 390 - 450mm
in increment
of 15 mm



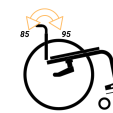
SHF: 425 – 530 mm
in increment
of 15mm



KHL:
min = SHF - 145mm
max = SHF - 25mm
in increment of 15mm



CG:
prudent 85mm
standard 105mm
active 125mm



BRA:
80° - 85° - 90°
compared to the
seat surface



CRW:
0° or 3°



StF:
100 mm (SD400-440-480)
120 mm (SD380-420-460)



TOTAL WIDTH in use (TW)
(Camber 0°) SW+190mm
(Camber 3°) SW+235mm



TOTAL DEPTH (TD)
STF + SD + 245 +
(100-CG)



TRANSPORT WEIGHT
(Without rear wheels)
± 7.8 kg*



**MAXIMUM
USER WEIGHT:**
120 Kg



TOTAL WIDTH close (TWclose)
(Camber 0°) 350 mm
(Camber 3°) 370 mm

ARIA WHEELS SRL

Registered Office_Via della Divisione Torino, 92 00143 Roma - Italy

Production Dept_Via A. Volta, 7/B 36030 Costabissara (VI) - Italy

VAT IT 12848301003 | tel.+39 0444701414

www.ariawheels.com | info@ariawheels.com

ALIXA

STANDARD CONFIGURATION

| | |
|---|--|
| Seat width (SW): | from 340 to 440 mm |
| Seat depth (SD): | from 360 to 460 mm |
| Camber Rear Wheels (CRW): | 0° or 3° |
| Center of Gravity (CG): | from 85 to 125 mm |
| Frame color: | Graphite Grey (GG) |
| Seat type: | Upholstery seat (CARBTT3) |
| Seat height rear (SHR): | from 390 to 400 mm |
| Seat height front (SHF): | from 470 to 530 mm |
| Backrest: | Aria® tension straps backrest (BKRTT3) |
| Backrest height (BRH): | from 240 to 405 mm |
| Backrest angle (BRA): | 90° to floor (BRA90) |
| Footrest: | Single aluminium footrest (FOOTPX) |
| Knee to heel length (KHL): | from 340 to 445 mm |
| Brakes support: | Aluminium standard clamp (BRKASL2) |
| Brakes: | Aria® scissor lock (BRKASL + BRKASR) |
| Rear wheels dimensions: | 24 " 25 " |
| Rear wheels type: | Black Wheel with black hub and black spokes (RWHAG) |
| Handrim 24" / 25": | Black anodized aluminium (HDRMB) Silver anodized aluminium (HDRMS) |
| Pneumatico 24x1.00 / 25x1.00: | Schwalbe Right Run - Black/Grey (WTSWR) |
| Forks: | Aria® Double - Sided - black anodized aluminium (FRKDS2) |
| Front casters: | 3" Black anodized aluminium caster (FRWH3) 4" Black anodized aluminium caster (FRWH4) |
| Side guards: | ABS side guards (SDAL1) |
| Calf band: | Calf band, height 8 cm - black textile (CLFB8) |
| Manufacturer's suggested retail price: | |

scan to configure



ARIA WHEELS SRL

Registered Office_ Via della Divisione Torino, 92 00143 Roma - Italy
Production Dept._ Via A. Volta, 7/B 36030 Costabissara (VI) - Italy
VAT IT 12848301003 | tel. +39 0444701414
www.ariawheels.com | info@ariawheels.com